



US 20080028922A1

(19) **United States**

(12) **Patent Application Publication**

Wilson et al.

(10) **Pub. No.: US 2008/0028922 A1**

(43) **Pub. Date: Feb. 7, 2008**

(54) **ORDNANCE NEUTRALIZATION METHOD AND DEVICE USING ENERGETIC COMPOUNDS**

Publication Classification

(51) **Int. Cl.**
F42B 33/00 (2006.01)
(52) **U.S. Cl.** **89/1.13**

(75) Inventors: **Dennis Eugene Wilson**, Austin, TX (US); **Kurt Anthony Schroder**, Coupland, TX (US)

(57) **ABSTRACT**

Correspondence Address:
WINSTEAD PC
P.O. BOX 50784
DALLAS, TX 75201 (US)

This invention generally relates to a method and apparatus to neutralize ordnance, more specifically improvised explosive devices (IEDs) and unexploded ordnance (UXOs). The current invention provides a simple method to neutralize the ordnance by taking advantage of a new class of energetic materials that includes nano-thermites, binary thermites and additionally powdered thermites. In the invention, a projectile is loaded with the new class of energetic materials and fired into the ordnance. The impact causes the energetic materials to react in such a fashion that the explosive compound or other material within the IED or UXO is burned in a self-propagating mode without exploding. Hence, the ordnance is neutralized.

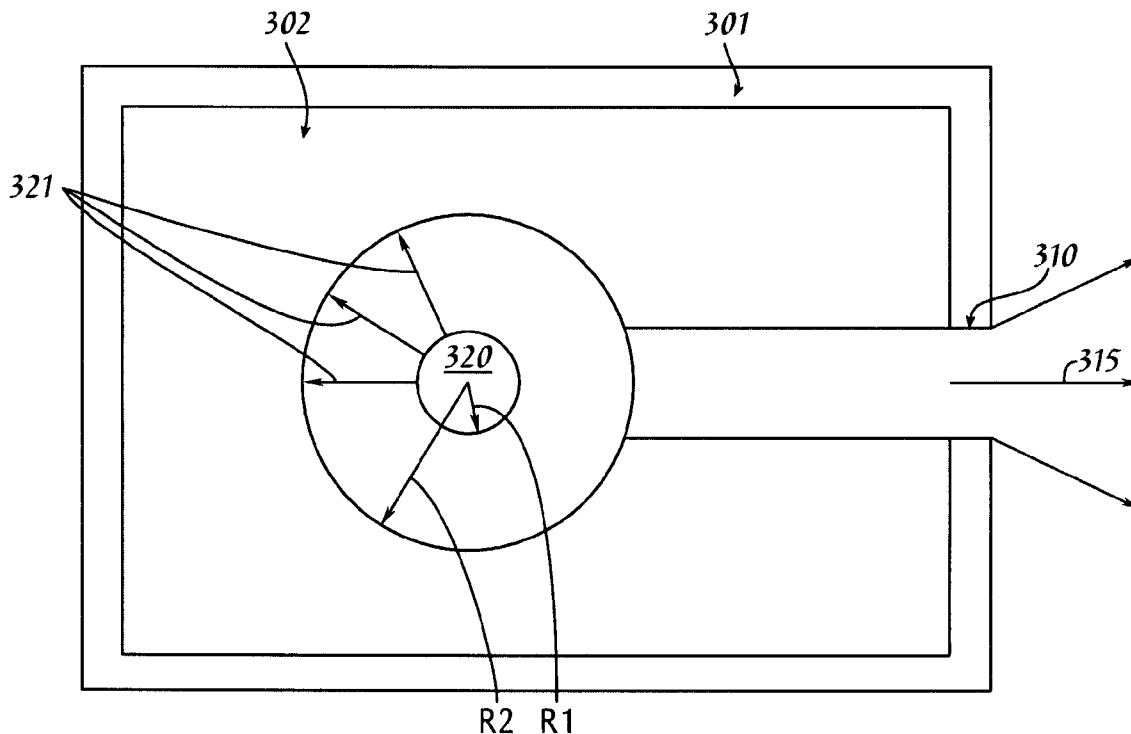
(73) Assignee: **NovaCentrix (formerly Nanotechnologies, Inc.)**, Austin, TX

(21) Appl. No.: **11/593,947**

(22) Filed: **Nov. 6, 2006**

Related U.S. Application Data

(60) Provisional application No. 60/834,992, filed on Aug. 2, 2006.



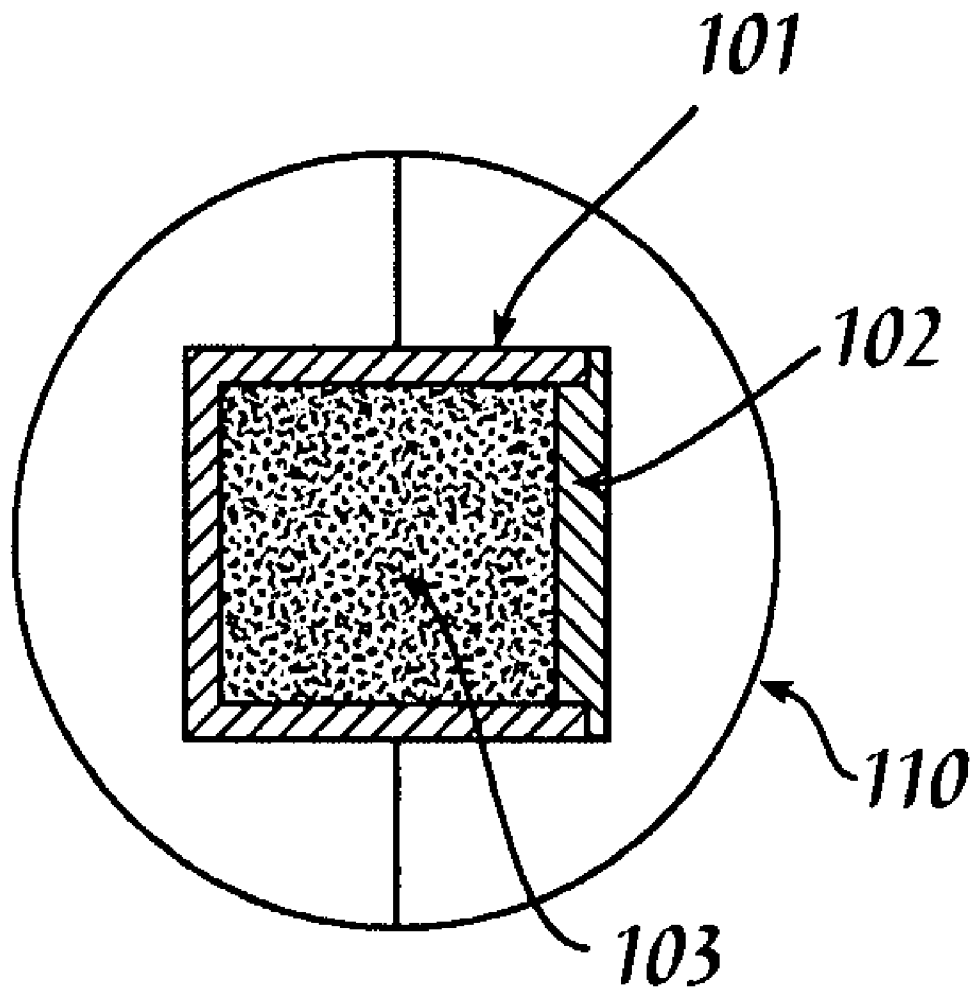


FIG. 1

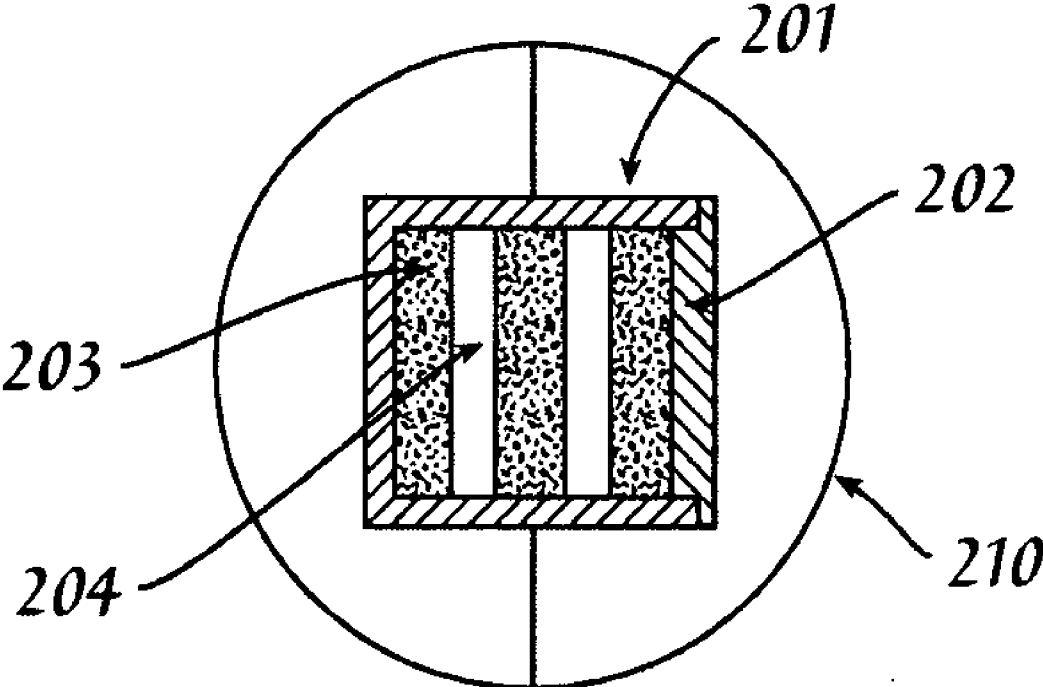


FIG. 2

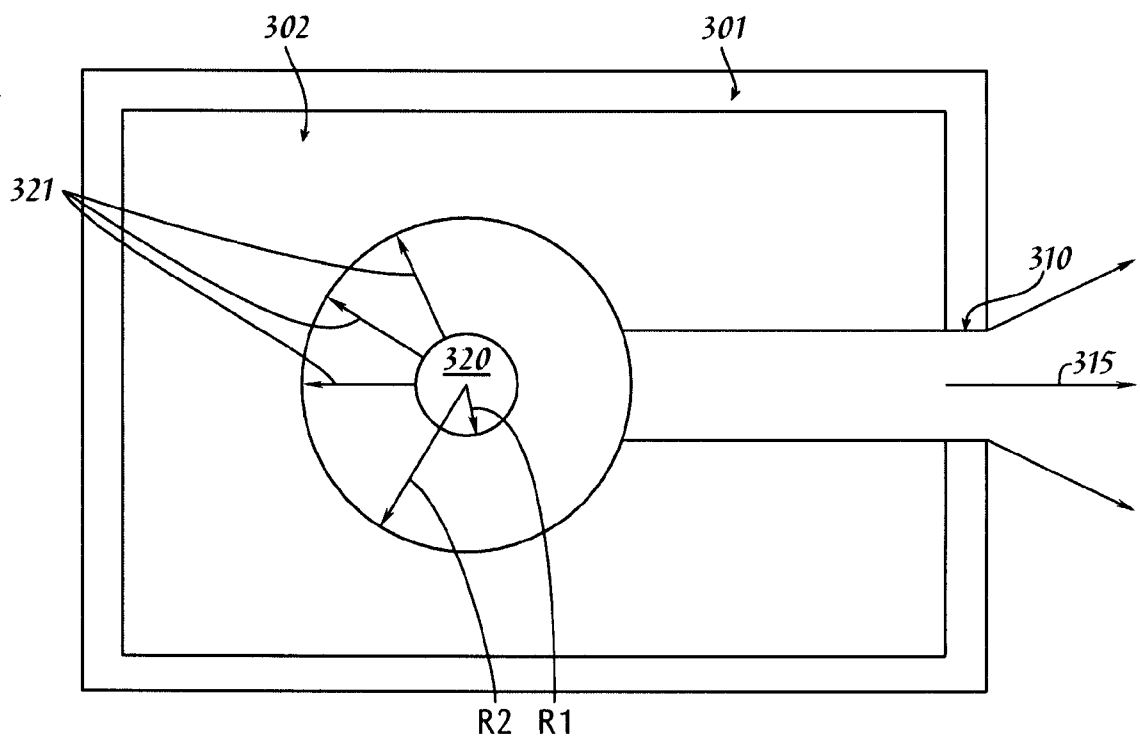


FIG. 3

ORDNANCE NEUTRALIZATION METHOD AND DEVICE USING ENERGETIC COMPOUNDS

FIELD OF THE INVENTION

[0001] This invention generally relates to a method and apparatus to neutralize explosive devices, and more specifically to improvised explosive devices (IEDs) and unexploded ordnance (UXOs). The current invention provides a simple method to neutralize such explosive devices by taking advantage of a new class of energetic materials called nano-thermites, binary thermites, and, additionally, powdered thermites. More particularly, the invention relates to a projectile that is loaded with the new class of materials and fired into the IED or UXO. The impact causes the nano-energetic materials to react in such a fashion that the explosive compound and/or material within the IED or UXO is burned in a self-propagating mode without exploding. Hence, the IED or UXO is neutralized.

BACKGROUND OF THE INVENTION

[0002] On the battlefield, the neutralization of UXOs, land mines and IEDs tend to fall into a gray area between the overlapping capabilities of combat engineers and explosive ordnance disposal (EOD) teams. One common strategy is to identify threats, mark them, move around them, and subsequently neutralize them. Neutralization strategies range from destroying the threat with explosives, destroying it with another munition, burning it, or physically disarming it.

[0003] Neutralizing the device using another explosive or munition generally results in a high order/high explosive effect. This process requires many considerations. For example, if the UXO is in a highly populated or public place, the detonation of the UXO can cause harm to people and personnel as well as damaging the surrounding buildings and infrastructures. In these cases, neutralization of the UXO requires very specialized equipment and highly trained individuals. Many times, neutralization requires the specialized personnel to closely interact with the UXO or IED and puts them at considerable risk. However, in a battle field environment, these personnel and techniques may not be readily available. Therefore there is a need for a simple solution to neutralize UXOs and IEDs that does not require highly specialized equipment and training.

[0004] Physically disarming a UXO or IED is sometimes required, but it requires extremely intimate interaction with the device and highly specialized equipment and personnel. In the battle field, IEDs have become much more complex using remote triggering devices, as well as conventional triggering devices. Thus, it is possible that an IED can be detonated by the enemy while it is being disarmed. This greatly enhances the risk to personnel. Hence, there is a need to minimize intimate personnel contact with the UXO and IED when neutralizing it.

[0005] A method to minimize the potential damage while neutralizing a UXO or IED is to use non-explosive neutralization methods, such as those developed at the U.S. Army Communications Electronics Command. These methods include propellants, thermites and pyrotechnics and are designed to neutralize the device by deflagration (also referred to as burning or combustion) instead of detonation of the mine's main charge. Known non-explosive technologies for clearing mines and UXOs are (a) bullet with

chemical capsule (BCC); bullet carrying chemical; reactive mine clearance (REMIC and REMIC-II); thermites; Mine Incinerator; Pyrotechnic Torch, and Humanitarian Demining Flare (manufactured by Thiokol).

[0006] Four of the more common systems are briefly described herein. The first two methods were developed under the Department of Defense Humanitarian Demining R&D Program; the third method was developed by the United Kingdom's Defense Establishment Research Agency (DERA); and the fourth method was developed under the direction of the U.S. Army Space and Missile Defense Command (SMDC).

[0007] The Humanitarian Demining Flare neutralizes mines by quickly burning through the casing and igniting the explosive fill without detonation. [See D. L. Patel, J. J. Regnier and S. P. Burke, "Humanitarian Demining Flare against Cluster Munitions and Hard Cased Landmines," *U.S. Army CECOM, Night Vision and Electronic Sensors Directorate*, 2002] The flare is made from surplus solid rocket propellant manufactured by Thiokol for the Space Shuttle Program. The flare is positioned next to the mine or IED such that the low-thrust flame with an average temperature in excess of 3500° F. (2260° K) can burn through the mine's casing. The burn time of the flare can be controlled by altering the diameter and length of the flare. Typically, the flare is remotely actuated. A present embodiment of the Thiokol Flare is 5 inches long, one inch in diameter and burns for approximately 70 seconds.

[0008] Two other similar devices to the Humanitarian Demining Flare are the Mine Incinerator (MI) and the FireAnt. [See D. L. Patel, "Can Currently Developed Deflagration Systems Neutralize Hard Case Mines?", *UXO/Countermine Forum Conference Proceedings*, Apr. 9-12, 2001, New Orleans, USA; A. J. Tulis, J. L. Austing and D. L. Patel, "Rocket-Concept Pyrotechnic-Propellant Torch for the Non-Detonative Neutralization of Mines and UXO," *Technologies of Mine Countermeasures*, Mar. 27-29, 2001, Sydney, Australia] The MI is based on a self-propagating solid-state reaction (conventional thermite). This device is also positioned within close proximity of the mine such that its liquid reaction products with a temperature up to 4000° K can burn through the mine's casing and burn the explosive material. The FireAnt is a pyrotechnic device designed to burn the explosives contained within a mine's casing. It contains a composition of aluminum, barium nitrate, and polyvinyl chloride (PVC). It contains about 80 gm of composition sealed in a 23.7 cm long, 3.9 cm diameter cardboard cylinder. An electrical match is inserted in the pyrotechnic mixture at the bottom of the cylinder and then it is placed above the UXO. A battery or a demolition device ignites the electrical match. The mixture burns at 1830° K for around 23-24 seconds.

[0009] While these methods overcome the issues associated with the exploding the UXO and they are relatively simple, they still require personnel to intimately interact with the UXO. Hence, there is still a need for a simple and safe method to neutralize the UXOs.

[0010] One method that has addressed the issue associated with the intimate contact with the UXO is the Zeus-Humvee laser ordnance neutralization system (HLONS) developed under the direction of the U.S. Army SMDC. [S. R. Gourley, "Zeus-Humvee Laser Ordnance Neutralization System,

”*Army Magazine* 54, December 2004] This method represents the first high-power laser weapon system to successfully engage and neutralize unexploded ordnance (UXO). The system integrates an up-armored Humvee with a solid-state laser that has an effective stand-off engagement range of up to 300 meters against UXO and surface-laid land mines. The laser neutralizes or negates the ordnance by focusing energy on the outer casing of the target, heating the munition until it is destroyed by internal combustion. The combustion created by the laser produces low-level detonations rather than activating the explosive power designed into land mines and UXOs. This system is quite complex, is expensive and still requires specially trained personnel to operate the equipment.

[0011] Hence, while the current state of the art each address certain aspects of the issues associated with neutralizing a UXO or IED, there is still a need for a simple, inexpensive and safe method for neutralizing explosive devices, particularly IEDs, and UXOs.

BRIEF DESCRIPTION OF THE INVENTION

[0012] Briefly, the present invention provides for an apparatus or device for neutralizing explosive devices and weapons (collectively “ordnance”) containing explosive material that comprises a projectile containing energetic material, wherein, when the projectile contacts and penetrates the ordnance, the energetic material reacts with the explosive material of the ordnance to neutralize the ordnance. In one embodiment of the present invention, a novel apparatus or device uses a new class of materials referred to as Meta-stable Intermolecular Composites (MIC) or nano-thermites to simply and safely neutralize ordnance, particularly those in the form of IEDs and UXOs. Such new materials are commonly identified as nano-energetic materials. The apparatus is comprised of a small amount of the nano-energetic material packaged within a projectile that is launched from a small caliber rifle, kinetic energy gun, or other suitable launcher. Upon impact with the ordnance, the projectile penetrates the ordnance casing and the impact causes the nano-energetic material to react and neutralize the explosive material within the ordnance. The new apparatus eliminates the need for personnel to be in close or in intimate proximity to the ordnance and eliminates the need for highly specialized personnel and equipment.

[0013] In another embodiment of the present invention, the fuel and oxidizer of the MIC composite are segregated so that the projectile is less sensitive to handling issues (such as electrical static discharges), but still retains that ability to react upon impact and neutralize the explosive material within the UXO, IED, land mine or other ordnance.

[0014] In another embodiment of the present invention, a powdered thermite is packaged into the projectile, such that, upon impact, the powdered thermite reacts and neutralizes the explosive material in the IED, UXO, or other ordnance. In that circumstance, the powder may be compacted or loosely contained within the projectile.

[0015] In another embodiment of the present invention, metals that form intermetallic compounds via an exothermic reaction are packaged into the projectile, such that, upon impact, they react and neutralize the explosive material within the IED, UXO or other ordnance. Preferably the metals are powdered with a size in the low to submicron

range. The metals may be compacted or loosely contained within the projectile. Additionally the metals may be segregated within the projectile to reduce their reaction sensitivity.

[0016] In another embodiment of the present invention, an oxidizer or metal that reacts with at least one of the projectile casing or the ordnance casing is packaged into the projectile. This allows more energy to be released at the target by using the projectile body or ordnance casing as the fuel source.

[0017] Additionally, a method for neutralizing the explosive material within an UXO, IED, or other ordnance is disclosed. The method involves loading a projectile with the energetic material, firing the projectile from a small caliber rifle, kinetic energy gun or other suitable launcher, and having the projectile penetrate the ordnance casing. The impact with the casing causes the energetic material to react and subsequently burn the explosive material within the UXO, IED or other ordnance. In this manner, the current invention provides a safe method that does not require complex equipment and specialized personnel to neutralize UXOs, IEDs or other ordnance.

BRIEF DESCRIPTION OF THE DRAWINGS

[0018] FIG. 1 shows a schematic of an embodiment of the present invention having an aluminum shell containing energetic material where the shell is encased within a sphere.

[0019] FIG. 2 shows a schematic of another embodiment of the present invention having the energetic materials segregated within the projectile.

[0020] FIG. 3 shows a physics representation of an embodiment of the present invention impacting an UXO.

DEFINITIONS

[0021] “Improvised Explosive Device” and “IED” shall mean a device placed or fabricated in an improvised manner incorporating destructive, lethal, noxious, pyrotechnic, or incendiary chemicals and designed to destroy, incapacitate, harass, or distract. It may incorporate military stores, but is normally devised from nonmilitary components. An IED typically consists of an explosive charge, possibly a booster charge, a detonator and a mechanism either mechanical or electronic, known as the initiation system. IEDs are extremely diverse in design, and may contain any type of firing device or initiator, plus various commercial, military, or contrived chemical or explosive fillers. IEDs are mostly conventional high-explosive charges, also known as homemade bombs. However, there is the threat that toxic chemical, biological, or radioactive (dirty bomb) material can be included to add to the destructive power and psychological effect of the device. Device placement is generally based on ease of concealment, and the likelihood that an appropriate target (frequently a US military vehicle) will pass close by.

[0022] “Unexploded Ordnance” and “(UXO)” shall mean an explosive weapon (such as a bomb, shell, grenade, etc.) that did not explode when it was employed, and still poses a risk of detonation, some time afterwards (even decades after the battle in which it was used). An explosive ordnance that has been primed, fused, armed or otherwise prepared for use or used but did not detonate is an UXO. The UXO could have been fired, dropped, launched, or projected yet remains unexploded either through malfunction or design or for any other cause.

[0023] “Deflagration” shall mean combustion that propagates through a gas or along the surface of an explosive at a rapid rate driven by the transfer of heat; a reaction (typically chemical) accompanied by a vigorous evolution of heat, flame or spattering of burning particles. Although deflagration is classed as an explosion, generally this term implies the burning (exothermic chemical reaction) of a substance with self-contained oxygen so that the reaction zone advances into the unreacted material at less than the velocity of sound in the material. During deflagration, heat is transferred from the reacted to the unreacted material by conduction, convection and radiation. Burning rates are usually less than about 2,000 m/s.

[0024] “Detonation” shall mean an explosion; a violent release of energy caused by a reaction (such as chemical or nuclear); a reaction front (typically chemical) that moves through an explosive material at a velocity greater than the speed of sound in the material. During a detonation, energy is transmitted from the reacted to the unreacted material by a shock wave through the high-temperature and high-pressure gradients generated at the wave front. The reaction generally occurs on a sub-microsecond time scale. Detonation velocities typically lie in the approximate range of about 2,000 m/s to about 9,000 m/s.

[0025] “Nano-Energetic Material,” “Metastable Intermolecular Composite” and “(MIC)” shall mean a special class of materials generally consisting of a metal and a metal oxidizer in which one of the components has at least one nanoscale (less than about 500 nm) dimension and the pair form a reduction-oxidation reaction when activated.

[0026] “Binary Energetic Material” shall mean a special class of energetic materials in which the components are segregated. Generally, the components are mixed upon impact.

[0027] “Powdered Thermite Material” shall mean a thermite pair of materials generally comprising a metal and a metal oxidizer that forms a reduction-oxidation reaction when activated. At least one of the components is a micron or sub-micron powder.

DETAILED DESCRIPTION

[0028] In one embodiment, the current invention uses a new class of materials often referred to as Metastable Intermolecular Composites (MIC), nano-energetics or nano-thermites. A key interest in MIC lies in its ability to release energy in a controllable fashion, coupled with its high energy density and variable mass density. It has become the most studied subset of nano-energetics, primarily because of its unusual and interesting characteristics, which are listed below:

[0029] Super high-temperatures~6000° K

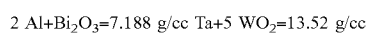
[0030] Higher energy density than organic explosives~2×

[0031] Variable mass density~3 to 14 g/cc.

[0032] Tunable energy release rate~4 orders of magnitude

[0033] By-products are benign~“green” applications

[0034] MIC formulations generally consist of metal, such as nano-aluminum (i.e., aluminum having at least one nanoscale dimension), plus a suitable metal oxidizer, such as bismuth trioxide or iron oxide, such that a reduction-oxidation (redox) reaction occurs between the components. Examples of the metal (or fuel) that can be utilized in MIC formulations include: aluminum, magnesium, tantalum, zirconium, tungsten, hafnium, beryllium and combinations thereof. Examples of oxidizers include: bismuth trioxide, tantalum pentoxide, iron (III) oxide, iron (II, III) oxide, tungsten(IV) oxide, tungsten(VI) oxide, lead oxide, copper oxide, silver oxide, molybdenum trioxide and combinations thereof. One advantage of these reaction components is the ability to create formulations with high densities, which are desirable for ballistics such as bullets and reactive fragments. For example, the following formulations have high densities compared to common explosive materials, which are typically in the 1-2 grams/cc range.



[0035] Other thermite reactions are shown in the following table

TABLE 1a

Thermite Reactions (in Alphabetical Order)									
reactants		adiabatic reaction temperature (K)		state of products		gas production		heat of reaction	
constituents	ρ_{TMD} , g/cm ³	w/o phase changes	w/ phase changes	state of oxide	state of metal	moles gas per 100 g	g of gas per g	-Q, cal/g	-Q, cal/cm ³
3Al + 3AgO	6.085	7503	3253	l-g	gas	0.7519	0.8083	896.7	5457
2Al + 3Ag ₂ O	6.386	4941	2436	liquid	l-g	0.4298	0.4636	504.8	3224
2Al + B ₂ O ₃	2.524	2621	2327	s-l	solid	0.0000	0.0000	780.7	1971
2Al + Bi ₂ O ₃	7.188	3995	3253	l-g	gas	0.4731	0.8941	506.1	3638
2Al + 3CoO	5.077	3392	3201	liquid	l-g	0.0430	0.0254	824.7	4187
8Al + 3Co ₃ O ₄	4.716	3938	3201	liquid	l-g	0.2196	0.1294	1012	4772
2Al + Cr ₂ O ₃	4.190	2789	2327	s-l	liquid	0.0000	0.0000	622.0	2606
2Al + 3CuO	5.109	5718	2843	liquid	l-g	0.5400	0.3431	974.1	4976
2Al + 3Cu ₂ O	5.280	4132	2843	liquid	l-g	0.1221	0.0776	575.5	3039
2Al + Fe ₂ O ₃	4.175	4382	3135	liquid	l-g	0.1404	0.0784	945.4	3947
8Al + 3Fe ₃ O ₄	4.264	4057	3135	liquid	l-g	0.0549	0.0307	878.8	3747
2Al + 3HgO	8.986	7169	3253	l-g	gas	0.5598	0.9913	476.6	4282
10Al + 3I ₂ O ₅	4.119	8680	>3253	gas	gas	0.6293	1.0000	1486	6122
4Al + 3MnO ₂	4.014	4829	2918	liquid	gas	0.8136	0.4470	1159	4651
2Al + MoO ₃	3.808	5574	3253	l-g	liquid	0.2425	0.2473	1124	4279
10Al + 3Nb ₂ O ₅	4.089	3240	2705	liquid	solid	0.0000	0.0000	600.2	2454

TABLE 1a-continued

Thermite Reactions (in Alphabetical Order)									
reactants	adiabatic reaction		state		gas production		heat of reaction		
	ρ_{TMD} , g/cm ³	w/o phase changes	w/ phase changes	state of oxide	state of metal	moles gas per 100 g	g of gas per g	-Q, cal/g	-Q, cal/cm ³
2Al + 3NiO	5.214	3968	3187	liquid	l-g	0.0108	0.0063	822.3	4288
2Al + Ni ₂ O ₃	4.045	5031	3187	liquid	l-g	0.4650	0.2729	1292	5229
2Al + 3PbO	8.018	3968	2327	s-l	gas	0.4146	0.8591	337.4	2705
4Al + 3PbO ₂	7.085	6937	3253	l-g	gas	0.5366	0.9296	731.9	5185
8Al + 3Pb ₃ O ₄	7.428	5427	3253	l-g	gas	0.4215	0.8466	478.1	3551
2Al + 3PdO	7.281	5022	3237	liquid	l-g	0.6577	0.6998	754.3	5493
4Al + 3SiO ₂	2.668	2010	1889	solid	liquid	0.0000	0.0000	513.3	1370
2Al + 3SnO	5.540	3558	2876	liquid	l-g	0.1070	0.1270	427.0	2366
4Al + 3SnO ₂	5.356	5019	2876	liquid	l-g	0.2928	0.3476	686.8	3678
10Al + 3Ta ₂ O ₅	6.339	3055	2452	liquid	solid	0.0000	0.0000	335.6	2128
4Al + 3TiO ₂	3.590	1955	1752	solid	liquid	0.0000	0.0000	365.1	1311
16Al + 3U ₃ O ₈	4.957	1406	1406	solid	solid	0.0000	0.0000	487.6	2417
10Al + 3V ₂ O ₅	3.107	3953	3273	l-g	liquid	0.0699	0.0356	1092	3394
4Al + 3WO ₂	8.085	4176	3253	l-g	solid	0.0662	0.0675	500.6	4047
2Al + WO ₃	5.458	5544	3253	l-g	liquid	0.1434	0.1463	696.4	3801
2B + Cr ₂ O ₃	4.590	977	917	liquid	solid	0.0000	0.0000	182.0	835.3
2B + 3CuO	5.665	4748	2843	gas	l-g	0.4463	0.2430	738.1	4182
2B + Fe ₂ O ₃	4.661	2646	2065	liquid	liquid	0.0000	0.0000	590.1	2751
8B + 3Fe ₃ O ₄	4.644	2338	1903	liquid	liquid	0.0000	0.0000	530.1	2462
4B + 3MnO ₂	4.394	3000	2133	l-g	liquid	0.3198	0.1715	773.1	3397
8B + 3Pb ₃ O ₄	8.223	4217	2019	liquid	l-g	0.4126	0.8550	326.9	2688
3Be + B ₂ O ₃	1.850	3278	2573	liquid	s-l	0.0000	0.0000	1639	3033
3Be + Cr ₂ O ₃	4.089	3107	2820	s-l	liquid	0.0000	0.0000	915.0	3741
Be + CuO	5.119	3761	2820	s-l	liquid	0.0000	0.0000	1221	6249
3Be + Fe ₂ O ₃	4.163	4244	3135	liquid	l-g	0.1029	0.0568	1281	5332
4Be + Fe ₃ O ₄	4.180	4482	3135	liquid	l-g	0.0336	0.0188	1175	4910
2Be + MnO ₂	3.882	6078	2969	liquid	gas	0.9527	0.5234	1586	6158
2Be + PbO ₂	7.296	8622	4123	l-g	gas	0.4665	0.8250	875.5	6387
4Be + Pb ₃ O ₄	7.610	5673	3559	liquid	gas	0.4157	0.8614	567.8	4322
2Be + SiO ₂	2.410	2580	2482	solid	liquid	0.0000	0.0000	936.0	2256
3Hf + 2B ₂ O ₃	6.125	2656	2575	solid	liquid	0.0000	0.0000	296.5	1816
3Hf + 2Cr ₂ O ₃	7.971	2721	2572	solid	liquid	0.0000	0.0000	302.3	2410
Hf + 2CuO	8.332	5974	2843	solid	l-g	0.3881	0.2466	567.6	4730
3Hf + 2Fe ₂ O ₃	7.955	5031	2843	solid	l-g	0.2117	0.1183	473.3	3765
2Hf + Fe ₃ O ₄	7.760	4802	2843	solid	l-g	0.1835	0.1025	450.4	3496
Hf + MnO ₂	8.054	5644	3083	s-l	gas	0.3263	0.3131	534.6	4305
2Hf + Pb ₃ O ₄	9.775	9382	4410	liquid	gas	0.2877	0.5962	345.9	3381
Hf + SiO ₂	6.224	2117	1828	solid	liquid	0.0000	0.0000	203.3	1265
2La + 3AgO	6.827	8177	4173	liquid	gas	0.4619	0.4983	646.7	4416
2La + 3CuO	6.263	6007	2843	liquid	l-g	0.3737	0.2374	606.4	3798
2La + Fe ₂ O ₃	5.729	4590	3135	liquid	l-g	0.1234	0.0689	529.6	3034
2La + 3HgO	8.962	7140	>4472	l-g	gas	.32-.43	0.65-1	392.0	3513
10La + 3I ₂ O ₅	5.501	9107	>4472	gas	gas	0.3347	1.0000	849.2	4672
4La + 3MnO ₂	5.740	5270	3120	liquid	gas	0.3674	0.2019	593.4	3406
2La + 3PO	8.207	4598	2609	liquid	gas	0.3166	0.6561	287.4	2359
4La + 3PbO ₂	7.629	7065	>4472	gas	gas	0.3927	1.0000	518.8	3958
8La + 3Pb ₃ O ₄	7.789	5628	4049	liquid	gas	0.2841	0.5886	378.6	2949
2La + 3PdO	7.769	5635	3237	liquid	l-g	0.2450	0.2606	536.2	4166
4La + 3WO ₂	8.366	3826	3218	liquid	solid	0.0000	0.0000	361.2	3022
2La + WO ₃	6.572	5808	4367	liquid	liquid	0.0000	0.0000	445.8	2930
6Li + B ₂ O ₃	0.891	2254	1843	s-l	solid	0.0000	0.0000	1293	1152
6Li + Cr ₂ O ₃	1.807	2151	1843	s-l	solid	0.0000	0.0000	799.5	1445
6Li + CuO	2.432	4152	2843	liquid	l-g	0.2248	0.1428	1125	2736
6Li + Fe ₂ O ₃	1.863	3193	2510	liquid	liquid	0.0000	0.0000	1143	2130
8Li + Fe ₃ O ₄	0.517	3076	2412	liquid	liquid	0.0000	0.0000	1053	2036
4Li + MnO ₂	1.656	3336	2334	liquid	l-g	0.4098	0.2251	1399	2317
6Li + MoO ₃	1.688	4035	2873	l-g	solid	0.2155	0.0644	1342	2265
8Li + Pb ₃ O ₄	4.133	4186	2873	l-g	liquid	0.1655	0.0496	536.7	2218
4Li + SiO ₂	1.177	1712	1687	solid	s-l	0.0000	0.0000	763.9	898.7
6Li + WO ₃	2.478	3700	2873	l-g	solid	0.0113	0.0034	825.4	2046
3Mg + B ₂ O ₃	1.785	6389	3873	l-g	liquid	0.4981	0.2007	2134	1195
3Mg + Cr ₂ O ₃	3.164	3788	2945	solid	l-g	0.1023	0.0532	813.1	2573
Mg + CuO	3.934	6502	2843	solid	l-g	0.8186	0.5201	1102	4336
3Mg + Fe ₂ O ₃	3.224	4703	3135	liquid	l-g	0.2021	0.1129	1110	3579
4Mg + Fe ₃ O ₄	3.274	4446	3135	liquid	l-g	0.1369	0.0764	1033	3383
2Mg + MnO ₂	2.996	5209	3271	liquid	gas	0.7378	0.4053	1322	3961
4Mg + Pb ₃ O ₄	5.965	5883	3873	l-g	gas	0.4216	0.8095	556.0	3316
2Mg + SiO ₂	2.148	3401	2628	solid	l-g	0.9200	0-.26	789.6	1695

TABLE 1a-continued

Thermite Reactions (in Alphabetical Order)									
reactants		adiabatic reaction temperature (K)		state of products		gas production		heat of reaction	
constituents	ρ_{TMD} , g/cm ³	w/o phase changes	w/ phase changes	state of oxide	state of metal	moles gas per 100 g	g of gas per g	-Q, cal/g	-Q, cal/cm ³
2Nd + 3AgO	7.244	7628	3602	liquid	gas	0.4544	0.4902	625.9	4534
2Nd + 3CuO	6.719	5921	2843	liquid	l-g	0.3699	0.2350	603.4	4054
2Nd + 3HgO	9.430	7020	<5374	gas	gas	0.4263	1.0000	392.7	3703
10Nd + 3I ₂ O ₅	5.896	10067	<7580	gas	gas	0.3273	1.0000	840.6	4956
4Nd + 3MnO ₂	6.241	5194	3287	liquid	gas	0.3580	0.1967	589.9	3682
4Nd + 3PbO ₂	8.148	6938	<5284	gas	gas	0.3862	1.0000	517.8	4219
8Nd + 3Pb ₃ O ₄	8.218	5553	3958	liquid	gas	0.2803	0.5808	379.6	3120
2Nd + 3PdO	8.297	6197	3237	liquid	l-g	0.2394	0.2547	532.7	4420
4Nd + 3WO ₂	9.016	4792	3778	liquid	liquid	0.0000	0.0000	362.9	3272
2Nd + WO ₃	7.074	5438	4245	liquid	liquid	0.0000	0.0000	446.1	3156
2Ta + 5AgO	9.341	6110	2436	liquid	l-g	0.4229	0.4562	466.2	4355
2Ta + 5CuO	9.049	4044	2843	liquid	l-g	0.0776	0.0493	390.3	3532
6Ta + 5Fe ₂ O ₃	9.185	2383	2138	solid	liquid	0.0000	0.0000	235.0	2558
2Ta + 5HgO	12.140	5285	<4200	liquid	gas	0.3460	0.6942	263.3	3120
2Ta + I ₂ O ₅	7.615	8462	7240	gas	gas	0.2875	1.0000	648.6	4939
2Ta + 5PbO	10.640	2752	2019	solid	l-g	0.1475	0.3056	154.5	1644
4Ta + 5PbO ₂	11.215	4935	3472	liquid	gas	0.2604	0.5397	338.6	3797
8Ta + 5Pb ₃ O ₄	10.510	3601	2019	solid	l-g	0.2990	0.6196	225.0	2365
2Ta + 5PdO	11.472	4344	3237	liquid	l-g	0.0575	0.0612	360.4	4135
4Ta + 5WO ₂	13.515	2556	2196	liquid	solid	0.0000	0.0000	145.1	1962
6Ta + 5WO ₃	9.876	2883	2633	liquid	solid	0.0000	0.0000	206.2	2036
3Th + 2B ₂ O ₃	6.688	3959	3135	solid	liquid	0.0000	0.0000	337.8	2259
3Th + 2Cr ₂ O ₃	8.300	4051	2945	solid	l-g	0.0590	0.0307	334.5	2776
Th + 2CuO	8.582	7743	2843	solid	l-g	0.4301	0.3421	558.7	4795
3Th + 2Fe ₂ O ₃	8.280	6287	3135	solid	l-g	0.2619	0.1463	477.9	3957
2Th + Fe ₃ O ₄	8.092	5912	3135	solid	l-g	0.2257	0.1261	458.5	3710
Th + MnO ₂	8.391	7151	3910	liquid	gas	0.3135	0.1722	529.2	4440
Th + PbO ₂	10.19	10612	4673	l-g	gas	0.2817	0.6231	482.8	4922
2Th + Pb ₃ O ₄	9.845	8532	4673	l-g	gas	0.2695	0.5633	360.5	3549
Th + SiO ₂	6.732	3813	2628	solid	l-g	0-.34	0-.10	258.2	1738
3Ti + 2B ₂ O ₃	2.791	1498	1498	solid	solid	0.0000	0.0000	276.6	772.0
3Ti + 2Cr ₂ O ₃	4.959	1814	1814	solid	solid	0.0000	0.0000	296.2	1469
Ti + 2CuO	5.830	5569	2843	liquid	l-g	0.3242	0.2060	730.5	4259
3Ti + 2Fe ₂ O ₃	5.010	3358	2614	liquid	liquid	0.0000	0.0000	612.0	3066
Ti + Fe ₃ O ₄	4.974	3113	2334	liquid	liquid	0.0000	0.0000	563.0	2800
Ti + MnO ₂	4.826	3993	2334	liquid	l-g	0.3783	0.2078	752.7	3633
2Ti + Pb ₃ O ₄	8.087	5508	2498	liquid	gas	0.3839	0.7955	358.1	2896
Ti + SiO ₂	3.241	715	715	solid	solid	0.0000	0.0000	75.0	243.1
2Y + 3CuO	5.404	7668	3124	liquid	l-g	0.7204	0.4577	926.7	5008
8Y + 3Fe ₃ O ₄	4.803	5791	3135	liquid	l-g	0.3812	0.2129	856.3	4113
10Y + 3I ₂ O ₅	4.638	12416	>4573	gas	gas	0.4231	1.0000	1144	5308
4Y + 3MnO ₂	4.690	7405	<5731	gas	gas	0.8110	1.0000	1022	4792
2Y + MoO ₃	4.567	8778	>4572	gas	liquid	0.6215	1.0000	1005	4589
2Y + Ni ₂ O ₃	4.636	7614	3955	liquid	gas	0.5827	0.3420	1120	5194
4Y + 3PbO ₂	6.875	9166	>4572	gas	gas	0.4659	1.0000	751.0	5163
2Y + 3PdO	7.020	8097	3237	liquid	l-g	0.4183	0.4451	768.1	5371
4Y + 3SnO ₂	5.604	7022	4573	l-g	gas	.37-.62	0.44-1	726.1	4068
10Y + 3Ta ₂ O ₅	6.316	5564	>4572	l-g	liquid	0-0.23	0-0.51	469.7	2966
10Y + 3V ₂ O ₅	3.970	7243	>3652	l-g	gas	0.2130	0.4181	972.5	3861
2Y + WO ₃	5.677	8296	>4572	gas	liquid	0.2441	0.5512	732.2	4157
3Zr + 2B ₂ O ₃	3.782	2730	2573	solid	s-l	0.2930	0.0317	437.4	1654
3Zr + 2Cr ₂ O ₃	5.713	2915	2650	solid	liquid	0.0000	0.0000	423.0	2417
Zr + 2CuO	6.400	6103	2843	solid	l-g	0.5553	0.3529	752.9	4818
3Zr + 2Fe ₂ O ₃	5.744	4626	3135	liquid	l-g	0.0820	0.0458	666.2	3827
2Zr + Fe ₃ O ₄	5.668	4103	3135	liquid	l-g	0.0277	0.0155	625.1	3543
Zr + MnO ₂	5.647	5385	2983	s-l	gas	0.5613	0.3084	778.7	4398
2Zr + Pb ₃ O ₄	8.359	6595	3300	l-g	gas	0.3683	0.7440	408.1	3412
Zr + SiO ₂	4.098	2233	1687	solid	s-l	0.0000	0.0000	299.7	1228

[0036] There are other aspects of MIC that make it uniquely suited for the neutralization of IEDs, UXOs and similar ordnance. When incorporated into a ballistic device such as a bullet, the high density gives the bullet a high ballistic coefficient, as described above, which assists in penetrating the casing of the IED, UXO or other explosive ordnance. The MIC material also reacts upon impact but does not detonate like traditional explosive materials. Instead, its energy release is via a fast and controllable exothermic reaction inside the explosive material of an IED. The energy that is released by the MIC is primarily heat, which means that the overpressure produced by its reaction is modest unlike conventional explosive materials. The reaction rate of the MIC can also be tailored such that it is comparable to the penetration time scale. This is important in that the energy is released inside the IED and not wasted outside the IED.

[0037] Another aspect that is desirable about the MIC and is different than conventional explosive materials is its extremely high adiabatic combustion temperature, which is favorable for initiation and burning or deflagration of the explosive. These properties have been shown to be desirable for creating a self-propagating reaction front of the explosive within the IED resulting in neutralization. Lastly, it has been shown that only a small amount, e.g., a few grams, of MIC can provide a satisfactory thermal initiation to deflagrate a kilogram or more of explosives.

[0038] In addition to nano-thermites, powdered thermite material can also be used. Compacted powdered thermites have been shown to react upon impact when incorporated into a projectile. They have a high-energy release but a slower reaction rate relative to the nano-thermites.

[0039] In an embodiment of the method of the current invention, MIC material is placed within a ballistic projectile and launched at an IED. Upon impact with the IED, the thermite reaction is initiated and the ballistic projectile penetrates into the IED. The subsequent energy release of the nanoenergetic material causes the explosive material within the IED to burn or deflagrate such that the IED is neutralized with minimal external damage. In one example of the current invention, and as shown in FIG. 1, 3 grams of MIC material **103** was prepared using 80 nm aluminum (manufactured by NovaCentrix Corp (formerly named Nanotechnologies, Inc.), of Austin, Tex.) and micron bismuth trioxide (distributed by Skylighter, Inc., P.O. Box 480-W, Round Hill, Va. 20142-0480) in the ratio by weight of 15/85, respectively. The entire mix was pressed into a 1 cm diameter by 1 cm high aluminum shell **101** and capped with an aluminum disk **102**. The top half of the fill was an additional 3 grams of bismuth trioxide. The assembly was then placed in a split half, polycarbonate sphere **110**. The polycarbonate sphere **110** was required to fit the projectile to the inner diameter (ID) of a 25 mm gun. To simulate the neutralization of a typical IED, the projectile was launched by the 25 mm powder gun into an 81-mm mortar shell. The 800 grams of Comp B explosive material within the mortar rapidly deflagrated and the mortar case split in half. Hence, the mortar was neutralized with minimal damage.

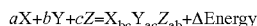
[0040] While the current embodiment of the invention used an aluminum cylindrical shell contained within a polycarbonate sphere to contain and launch the MIC, more traditional ballistic devices, such as bullets, can be used.

Also, thermite pairs other than the aluminum and bismuth trioxide can be used and more specifically reaction combinations that produce low amounts of gas. Combinations, such as, but not limited to, aluminum and molybdenum trioxide, aluminum and iron oxide, tantalum and tungsten oxide are examples of other thermite pairs that can be used. Depending on the parameters of the IED, such as shell thickness and composition, it may be desirable to adjust the reaction rate of the MIC. The reaction rate can be controlled by varying the size of the particles as well as the ratio and type of constituents. While 80 nm Al was used in the example, other sizes can be used. Generally, particles less than about 10 micron (powdered thermites), more specifically less than about 1 micron and even more specifically less than about 500 nm (i.e., nanoscale dimension) can be used. Particles having at least one dimension of less than about 250 nm (and, in some embodiments, less than about 100 nm) may further be utilized. Furthermore, while the example used 80 nm metal with a micron-sized metal oxide, both components can be nanoscale. If a faster reaction rate is desired, generally using one component that has a nanoscale dimension will result in a reaction rate that is much faster than conventional powdered thermites.

[0041] Another embodiment of the current invention uses binary MIC or binary powdered thermite in which the two components are physically segregated within the projectile. FIG. 2 shows an example similar to the previous embodiment in which the MIC material components are segregated. In this alternative embodiment, the metal **203** and the metal oxide **204** are pressed in discrete layers within the aluminum shell **201**. The shell is then capped with an aluminum disk **202** and placed inside a polycarbonate sphere **210**. Upon impact with the IED or UXO, the difference in densities between the components will cause intimate mixing of the components and still cause the material to react. In the powdered form, MIC is very sensitive to electrostatic discharges and to friction, however, once it is inside the shell it is relatively insensitive. By physically segregating the components within the ballistic shell, some of the safety concerns during loading the MIC into the ballistic are mitigated. The segregation can be performed by layering the components or by using layered particles.

[0042] Again, the materials and configuration shown in FIG. 2 are for illustrative purposes and one skilled in the art will recognize that these components can be varied without departing from the current invention. For example, the binary energetic material may be comprised of two micron powders poorly mixed or it may be comprised of one component, which is a powder while the other component is a solid or liquid. An example would be aluminum foil and bismuth powder.

[0043] Another embodiment of the current invention utilizes metals that combine to exothermically form intermetallic compounds such as borides, carbides, and aluminides of titanium, zirconium, and nickel. Additional intermetallic compounds such as AlPd, RuAl, TiNi, FeAl, TiB₂ also exhibit an exothermic reaction when combined. Generally, intermetallic reactions release minimal gas during their formation. This is advantageous for this invention as the energy release is primarily thermal and may be less likely to detonate the explosive in the IED. Metals that form intermetallic compounds of the current invention usually react in accordance with the following equation



[0044] While the reaction equation shows three metals, it could only include two metals as well as three or more metals. For the current invention, the metals are preferably in powdered form with particles at least in the low micron range, more preferably in the submicron range, and most preferably in the nanoscale range. The particles can be loosely or densely compacted within the projectile. Additionally the particles may be segregated in order to reduce the sensitivity during normal handling.

[0045] Another embodiment of the current invention uses only the oxidizer or one of the metals that exothermically forms an intermetallic compound such that it reacts with the projectile body or the IED casing. For example, bismuth trioxide can be contained within an aluminum projectile such that upon impact, the aluminum projectile body will react with the bismuth trioxide powder. Alternatively, the bismuth trioxide in the projectile, without an aluminum casing, can react with the steel casing of an IED and release energy to neutralize the IED. Another example uses nickel powder within an aluminum projectile body such that the AlNi intermetallic compounds are formed and the released energy neutralizes the IED.

[0046] Another embodiment of the current invention discloses a novel method to neutralize IED's, UXO's and similar ordnance. In this embodiment a projectile containing an energetic material comprising of at least one of MIC, binary energetic material, powdered thermite, or metals that exothermically form intermetallic compounds, or one component of the various material pairs such that it reacts with the projectile body or IED casing is launched into an IED or similar ordnance. Upon impact, the energetic material is initiated without a separate initiating device and the projectile penetrates the IED such that the explosive material within the IED or similar ordnance is exposed to the energetic material. The energetic material reacts at a rate such that the majority of the reaction energy is dissipated within the IED and causes the explosive material to burn or deflagrate rendering the IED or similar ordnance neutralized.

[0047] For the current embodiments, FIG. 3 illustrates the physics that the applicants believe may be occurring during neutralization. IED casing 301 contains an explosive material 302. In FIG. 3, the MIC bullet has penetrated the casing 301 producing an opening 310. The MIC material 320 is shown in the center of the explosive material 302 and releasing energy 321 as depicted by the arrows emanating from the MIC material. Initially, the radius of the MIC material and the cavity are R_1 . At some later time, the explosive material has been burned away to form a cavity of diameter R_2 and while producing gas 315, which exits opening 310. The surface expansion of the cavity recedes at the deflagration rate. Moreover, the cavity pressure is relatively low, but the temperature inside the cavity is extremely high.

[0048] In the invention, the energetic materials are driven to rapid reaction by impact with the IED. The reaction of the components results in extremely high temperatures, however, the reaction pressures are quite modest since the reaction products are typically hot solids and liquids with only small amounts of gas. This highly exothermic, low-gaseous output may be a critical factor in preventing defla-

gration to detonation transition. The low gas generation is important because if the pressure inside the IED increases rapidly, it can cause any explosive material to detonate. Likewise, the size of the penetration hole in the IED can impact the internal pressure. Generally, a larger hole or multiple holes are desired to allow more gas to escape quicker.

[0049] Additionally, the high temperature more likely causes the explosive material to combust in a self-propagating manner. An advantage of the thermite formulations, and, more specifically the nano-thermite formulations, are that the reaction temperature is extremely high. Since the heat transfer to the explosive composition is by radiation, which is proportional to T^4 , the radiation heat transfer can be significantly higher than other conventional exothermic formulations.

[0050] The unique combination of high reaction rates, high reaction temperatures, high density and low gas output provides benefits over the current state of art in IED and UXO neutralization. For example, the high density of the energetic material gives the projectile a high ballistic coefficient comparable to standard bullets. This allows the projectile of the current invention to be fired from conventional firearms from large standoff distances to provide superior protection to personnel. Also, the high ballistic coefficient of the projectile allows for good accuracy at long distances and the ability to penetrate a wide range of IED or UXO casing thicknesses.

[0051] Because the energetic material reacts upon impact, the current invention requires only one package to both penetrate and neutralize the IED, UXO or other ordnance. Additionally, unlike other methods, it does not require a separate trigger device to activate the energetic material. Moreover, because of the high reaction temperatures, only a small amount of material is required to neutralize a large amount of explosive.

[0052] While the current invention is intended primarily to neutralize IED's and UXO's, one skilled in the art would recognize that the system could also be used against conventional explosive devices, such as land mines, incoming mortars, ballistic missiles, rockets, artillery and other explosive projectiles or devices.

[0053] The above descriptions have been made by way of preferred examples, and are not to be taken as limiting the scope of the present invention. It should be appreciated by those of skill in the art that the methods and compositions disclosed in the examples merely represent exemplary embodiments of the present invention. However, those of skill in the art should, in light of the present disclosure, appreciate that many changes can be made in the specific embodiments described and still obtain a like or similar result without departing from the spirit and scope of the present invention.

What is claimed is:

1. A device used to neutralize ordnance containing explosive material comprising:

a projectile, and

energetic material contained within the projectile, wherein when the projectile contacts and penetrates the

ordnance, the energetic material is operable to react with the explosive material of the ordnance to neutralize the ordnance.

2. The device of claim 1, wherein the energetic material is operable to produce an exothermic reaction when the projectile contacts and penetrates the ordnance.

3. The device of claim 1, wherein the energetic material comprises a material selected from the group consisting of nano-energetics materials, binary energetic materials, powdered thermite materials, metals that exothermically form intermetallic compounds and combinations thereof.

4. The device of claim 3, wherein the energetic material comprises a nano-energetic material having a thermite pair of components in which at least one component of the nano-energetic material has a nanoscale dimension of less than about 500 nanometers.

5. The device of claim 4, wherein at least one component of the nano-energetic material has a dimension of less than about 250 nanometers.

6. The device of claim 4, wherein at least one component of the nano-energetic material has a dimension of less than about 100 nanometers.

7. The device of claim 4, wherein the thermite pair of components comprises a fuel and an oxidizer wherein the fuel is selected from the group consisting of aluminum, magnesium, tantalum, zirconium, tungsten, hafnium, beryllium, and combinations thereof.

8. The device of claim 7, wherein the fuel is nano-aluminum.

9. The device of claim 4, wherein the thermite pair comprises a fuel and an oxidizer wherein the oxidizer is selected from the group consisting of bismuth trioxide, tantalum pentoxide, iron (III) oxide, iron (II,III) oxide, tungsten(IV) oxide, tungsten(VI) oxide, lead oxide, copper oxide, silver oxide, molybdenum trioxide and combinations thereof.

10. The device of claim 4, wherein the thermite pair is selected from the group consisting of aluminum and bismuth trioxide, aluminum and molybdenum trioxide, aluminum and iron oxide, aluminum and tungsten oxide, aluminum and copper oxide, aluminum and tantalum oxide, and tantalum and tungsten oxide.

11. The device of claim 3, wherein the energetic material comprises a binary energetic material comprising two components of a thermitic compound, wherein the two components are physically segregated from one another.

12. The device of claim 11, wherein the two components are layered.

13. The device of claim 11, wherein the two components are poorly mixed with one another.

14. The device of claim 3, wherein the energetic material comprises a binary energetic material, wherein the binary energetic material is operable to mix and react when the projectile contacts and penetrates the ordnance.

15. The device of claim 3, wherein the energetic material comprises a powdered energetic material comprising two components of a thermitic compound wherein at least one of the two components has a powdered consistency.

16. The device of claim 3, wherein the energetic material comprises at least two metals that exothermically react to form an intermetallic compound.

17. The device of claim 16, wherein the metals are selected from the group consisting of boron, carbon, titanium, zirconium, nickel, palladium, ruthenium and iron.

18. The device of claim 1, wherein the ordnance being neutralized is an IED.

19. The device of claim 1, wherein the ordnance being neutralized is an UXO.

20. A device used to neutralize ordnance containing explosive material comprising:

- a projectile, and
- at least one component of an energetic material contained within the projectile, wherein when the projectile contacts and penetrates the ordnance, the one component of the energetic material is operable to react with the projectile casing or the ordnance casing to neutralize the explosive material of the ordnance.

21. The device of claim 20, wherein the one component of the energetic material is an oxidizer or a metal that exothermically form an intermetallic compound.

22. A method for neutralizing ordnance containing explosive material comprising

- launching a projectile having an energetic material within the projectile;
- penetrating the ordnance with the projectile; and
- reacting the energetic material upon impact to neutralize the explosive material, within the ordnance.

23. The method of claim 22, wherein the reacting step comprises a process selected from the group consisting of combustion and deflagration.

24. The method of claim 22, wherein the energetic material comprises a material selected from the group consisting of nano-thermites, binary thermites, powdered thermites, metals that exothermically form intermetallic compounds and combinations thereof.

25. The method of claim 22, wherein the projectile is launched from a weapon selected from the group consisting of conventional firearms and kinetic energy guns.

26. The method of claim 22 wherein the step of penetrating the explosive device with the projectile causes the energetic material to create an exothermic reaction.

27. A method for neutralizing ordnance containing explosive material comprising:

- identifying the ordnance;
- launching a projectile having an energetic material within the projectile;
- penetrating the ordnance with the projectile; and
- reacting the energetic material upon impact to neutralize the explosive material within the ordnance.

28. The method of claim 27, wherein the reacting step comprises a process selected from the group consisting of combustion and deflagration.

* * * * *